



CMPT 295

Unit - Data Representation

Lecture 6 – Representing fractional numbers in memory
– IEEE floating point representation – cont'd

Have you heard of that new band "1023 Megabytes"?

They're pretty good,
but they don't have a gig just yet.

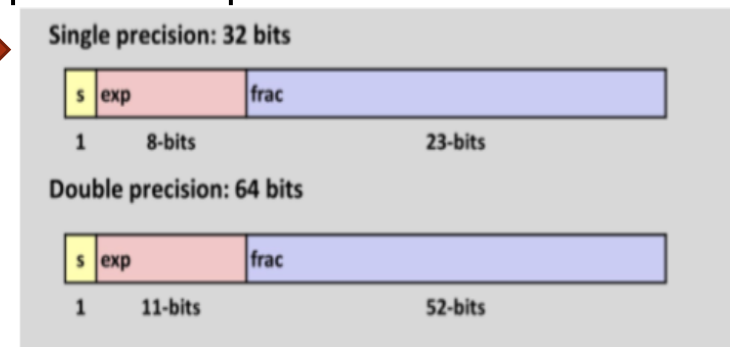


Last Lecture

- Representing integral numbers in memory
 - Can encode a **small** range of values **exactly** (in 1, 2, 4, 8 bytes)
 - For example: We can represent the values -128 to 127 **exactly** in 1 byte using a `signed char` in C
- Representing fractional numbers in memory
 1. Positional notation has some advantages, but also disadvantages
-> so not used!
 2. IEEE floating point representation: can encode a **much larger** range of values **approximately** (in 4 or 8 bytes) e.g., single precision: $[10^{-38}..10^{38}]$
- Overview of IEEE floating point representation

We interpret the bit vector (expressed in IEEE floating point encoding) stored in memory using this equation

- Precision options
- $V = (-1)^s \times M \times 2^E$
- **s** -> sign bit
- **exp** encodes **E** (but != **E**)
- **frac** encodes **M** (but != **M**)



Today's Menu

- ▶ Representing data in memory – Most of this is review
 - ▶ “Under the Hood” - Von Neumann architecture
 - ▶ Bits and bytes in memory
 - ▶ How to diagram memory -> Used in this course and other references
 - ▶ How to represent series of bits -> In binary, in hexadecimal (conversion)
 - ▶ What kind of information (data) do series of bits represent -> Encoding scheme
 - ▶ Order of bytes in memory -> Endian
 - ▶ Bit manipulation – bitwise operations
 - ▶ Boolean algebra + Shifting
- ▶ Representing integral numbers in memory
 - ▶ Unsigned and signed
 - ▶ Converting, expanding and truncating
 - ▶ Arithmetic operations
- ▶ Representing real numbers in memory
 - ▶ IEEE floating point representation
 - ▶ Floating point in C – casting, rounding, addition, ...

IEEE Floating Point Representation

Three “kinds” of values

We interpret the bit vector (expressed in IEEE floating point encoding) stored in memory using this equation

Numerical Form: $V = (-1)^s M 2^E$
exp and frac interpreted as unsigned



k bits

n bits

2

1

3

If **exp** = 00...00
(all 0's)

⇒ **Denormalized**

Equations:

E = 1 - bias and bias = $2^{k-1} - 1$

M = frac

If **exp** ≠ 0 and **exp** ≠ 11...11
(**exp** range: [00000001 .. 11111110])

⇒ **Normalized**

Equations:

E = **exp** - bias and bias = $2^{k-1} - 1$

M = 1 + frac

If **exp** = 11...11
(all 1's)

⇒ **Special cases**

Case 1: frac = 000...0

Case 2: frac ≠ 000...0

IEEE floating point representation - **normalized**

Numerical Form: $V = (-1)^s M 2^E$



If **exp** \neq 0 and **exp** \neq 11...11
 (**exp** range: [00000001 .. 11111110])
 \Rightarrow **Normalized**


Equations:

E = **exp** - **bias** and **bias** = $2^{k-1} - 1$

M = $1 + \text{frac}$

Why is **E** biased?

Using **single precision** as an example:



- **exp** range: [00000001 .. 11111110] \Rightarrow $[1_{10} .. 254_{10}]$
- **If E is not biased** (i.e., **E** = **exp**), then **E** range: $[1_{10} .. 254_{10}]$
- **V** range: $[2^1 .. 2^{254}] = [2 .. \sim 2.89 \times 10^{76}]$
- **By biasing E** (i.e., **E** = **exp** - **bias**), then **E** range: $[1 - 127 .. 254 - 127]$
 $= [-126 .. 127]$ (since $k = 8$, **bias** = $2^{8-1} - 1 = 127$)
- **V** range: $[2^{-126} .. 2^{127}] = [\sim 1.18 \times 10^{-38} .. \sim 1.7 \times 10^{38}]$

so cannot express numbers < 2 ☹

so can now express very small (and large) numbers ☺

Why adding 1 to **frac**?

Because the number (or value) **V** is first normalized before it is converted.



Let's try normalizing these fractional binary numbers!

1. 101011010.101_2

2. 0.000000001101_2

3. 11000000111001_2

IEEE floating point representation (single precision => $k = 8$ bits, $n = 23$ bits)

➤ Once V is normalized, we apply the equations

➤ $V = (-1)^s M 2^E = 1.01011010101_2 \times 2^8$

➤ $s =$

➤ $E = \text{exp} - \text{bias}$ where $\text{bias} = 2^{k-1} - 1 = 2^7 - 1 = 128 - 1 = 127$

$\text{exp} = E + \text{bias} =$

➤ $M = 1 + \text{frac} =$



k bits => 8 bits n bits => 23 bits

➤ bit vector in memory:

Why adding 1 to **frac** (or subtracting 1 from **M**)?

- Because the number (or value) **V** is first normalized before it is converted.
 - As part of this normalization process, we transform our binary number such that its significand **M** is within the range $[1.0 .. 2.0 - \epsilon]$
 - Remember: **M** range for **base 2** $\Rightarrow [1.0 .. 2.0 - \epsilon]$
 - This implies that **M** is **always** at least **1**.0, so its integral part always has the value **1**
 - So since this bit is always part of **M**, IEEE 754 does not explicitly save it in its bit pattern (i.e., in memory)
 - Instead, this bit is implied!

Why adding 1 to **frac** (or subtracting 1 from **M**)?

We get the
leading bit
for free!

Implied this bit has the following effects:

1. We **save 1 bit** when we convert (represent) a fractional decimal number into a bit pattern using IEEE 754 floating point representation
2. We have to add this 1 bit back when we convert from a bit pattern (IEEE 754 floating point representation) back to a fractional decimal

Example: $V = (-1)^s M 2^E = 1.01011010101 \times 2^8$

$$M = 1.01011010101 \Rightarrow M = 1 + \text{frac}$$

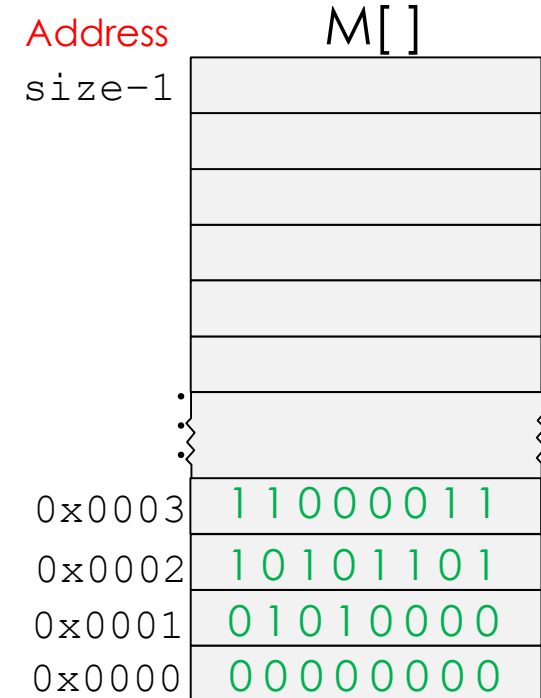
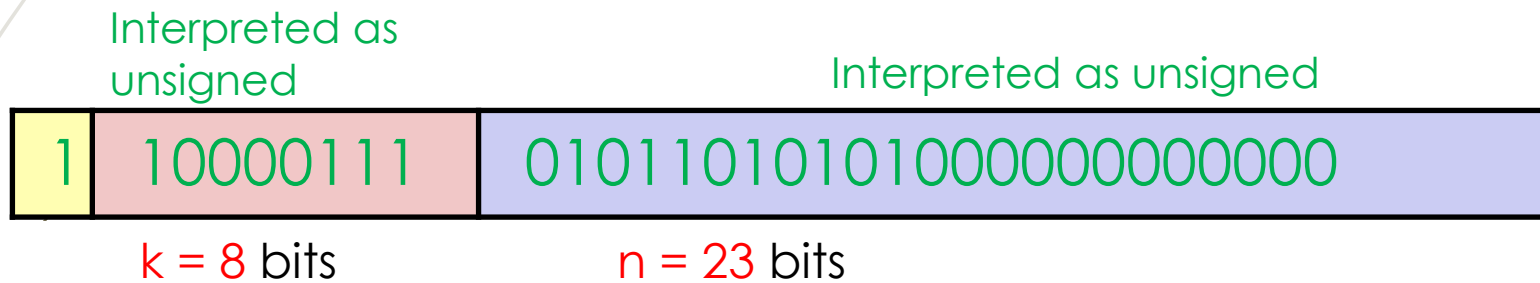
This bit is implied hence not stored in the bit pattern produced by the IEEE 754 floating point representation, and what we store in the **frac** part of the IEEE 754 bit pattern is **01011010101**

IEEE floating point representation (single precision)

- What if the 4 bytes starting at $M[0x0000]$ represented a fractional decimal number (encoded as an IEEE floating point number) -> value?

single precision

$$\text{Numerical Form: } V = (-1)^s M 2^E$$



Little endian

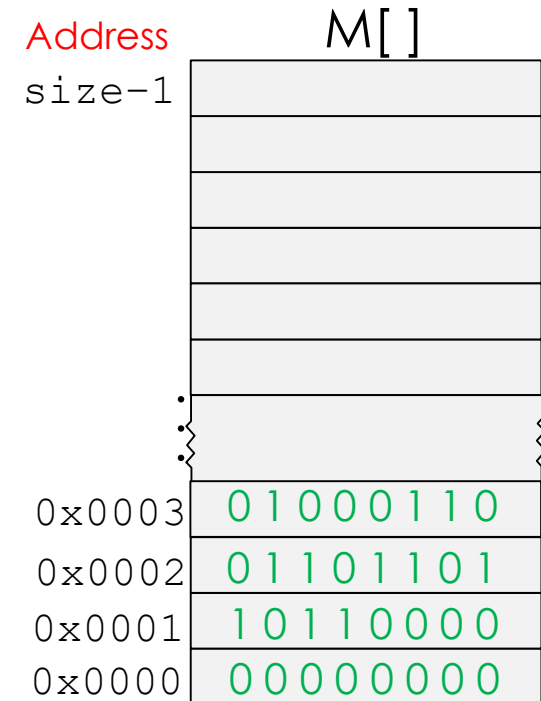
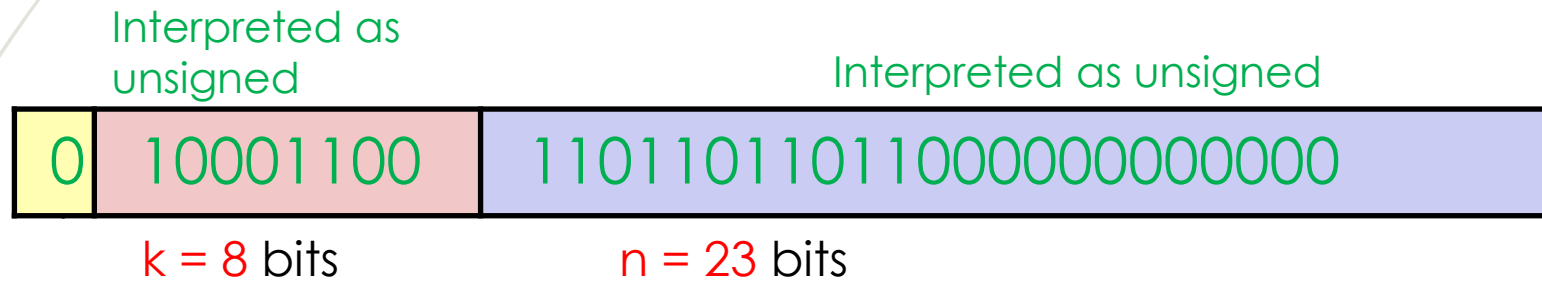
- exp $\neq 0$ and exp $\neq 11111111_2$ -> **normalized**
- $s =$
- $E = \text{exp} - \text{bias}$ where bias = $2^{k-1} - 1 = 2^7 - 1 = 128 - 1 = 127$
- $E =$ _____ - 127 =
- $M = 1 + \text{frac} = 1 +$ _____
- $V =$ _____

Let's give it a go!

- What if the 4 bytes starting at $M[0x0000]$ represented a fractional decimal number (encoded as an IEEE floating point number) -> value?

single precision

$$\text{Numerical Form: } V = (-1)^s M 2^E$$



Little endian

- $\text{exp} \neq 0$ and $\text{exp} \neq 11111111_2$ -> **normalized**
- **s** =
- **E** = $\text{exp} - \text{bias}$ where $\text{bias} = 2^{k-1} - 1 = 2^7 - 1 = 128 - 1 = 127$
- **E** = _____ - 127 =
- **M** = $1 + \text{frac} = 1 +$ _____
- **V** = _____

IEEE floating point representation (single precision)

► How would **47.21875** be encoded as IEEE floating point number?

1. Convert 47.28 to binary (using the **positional notation $R2B(X)$**) =>

► $47 = 101111_2$

► $.21875 = .00111_2$

2. Normalize binary number:

$101111.00111 \Rightarrow 1.0111100111_2 \times 2^5$

$V = (-1)^s M 2^E$

3. Determine ...

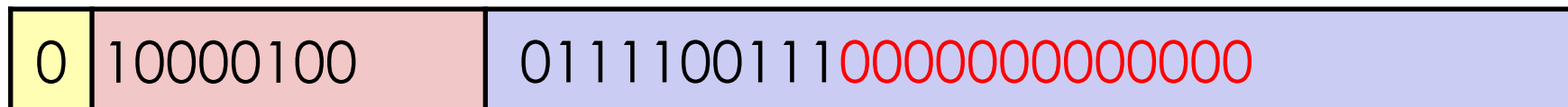
$s = 0$

$E = \text{exp} - \text{bias}$ where $\text{bias} = 2^{k-1} - 1 = 2^7 - 1 = 128 - 1 = 127$

$\text{exp} = E + \text{bias} = 5 + 127 = 132 \Rightarrow U2B(132) \Rightarrow 10000100$

$M = 1 + \text{frac} \rightarrow \text{frac} = M - 1 \Rightarrow 1.0111100111_2 - 1 = .0111100111_2$

4.



5. 0x423CE000

IEEE floating point representation (single precision)

- How would **12345.75** be encoded as IEEE floating point number?
single precision

1. Convert 12345.75 to binary

12345 => .75 =>

2. Normalize binary number:

$$V = (-1)^s M 2^E$$

3. Determine ...

$s =$

$E = \text{exp} - \text{bias}$ where $\text{bias} = 2^{k-1} - 1 = 2^7 - 1 = 128 - 1 = 127$

$\text{exp} = E + \text{bias} =$

$M = 1 + \text{frac} \rightarrow \text{frac} = M - 1$



5. Express in hex:

Summary

➤ IEEE Floating Point Representation

1. Denormalized

2. Special cases

3. Normalized => **exp** \neq 000...0 and **exp** \neq 111...1

➤ Single precision: **bias** = 127, **exp**: [1..254], **E**: [-126..127] => [10^{-38} ... 10^{38}]

➤ Called “normalized” because binary numbers are normalized

➤ Effect: “We get the leading bit for *free*”

➤ Leading bit is always assumed (never part of bit pattern)

➤ IEEE floating point number as encoding scheme

➤ Fractional decimal number \Leftrightarrow IEEE 754 (bit pattern)

➤ $V = (-1)^s M 2^E$

➤ **s** is sign bit, **M** = 1 + frac, **E** = exp – bias, bias = $2^{k-1} - 1$ and k is width of exp

Next Lecture

- ▶ Representing data in memory – Most of this is review
 - ▶ “Under the Hood” - Von Neumann architecture
 - ▶ Bits and bytes in memory
 - ▶ How to diagram memory -> Used in this course and other references
 - ▶ How to represent series of bits -> In binary, in hexadecimal (conversion)
 - ▶ What kind of information (data) do series of bits represent -> Encoding scheme
 - ▶ Order of bytes in memory -> Endian
 - ▶ Bit manipulation – bitwise operations
 - ▶ Boolean algebra + Shifting
- ▶ Representing integral numbers in memory
 - ▶ Unsigned and signed
 - ▶ Converting, expanding and truncating
 - ▶ Arithmetic operations
- ▶ Representing real numbers in memory
 - ▶ IEEE floating point representation
 - ▶ Floating point in C – casting, rounding, addition, ...